



TOUCH SELECTION



Quick Code

NEO





NEO



IN-TOUCH PATENTED TECHNOLOGY

WALLPAPER GRAPHIC SYSTEM

LED LIT CUP AREA*

JUG FACILITY

COFFEE SHOP DRINK RANGE

I-DETECT GUARANTEED VEND SYSTEM

ENERGY SAVING MODE

QUICK CODE FACILITY


MILK MICROFOAM

10' MEDIA SCREEN

Why Select Coffetek?

Coffetek has more than 30 years experience in the design and manufacture of beverage dispense systems. Our products have been successfully exported throughout Europe and as far afield as the Far East and Australasia. In the UK we have built an enviable reputation for equipment simplicity and reliability achieved through exploiting our experience in product design and innovation. Coffetek is a member of the Azkoyen Group of companies, with origins dating back to 1945 Azkoyen specialise in the design and manufacture of a complete range of merchandising systems. With this combined expertise & resource we are able to offer one of the most comprehensive refreshment solutions in the world.

**cost option*



Neo Hot Beverage Machine



Cool Mono

Iconic

Warm Espresso

Neo from Coffetek brings the coffee shop directly to you, serving a delicious range of high quality hot & cold* beverages. Finished in smoked glass, the angular design provides a stunning look which will compliment any environment.

The varied menu includes continental coffee blends directly from the bean, fresh leaf teas, the finest freeze dried coffees and indulgent hot chocolate drinks. Using the in-touch system the consumer can fully customise the drink, altering the amount of milk / sugar and varying the strength of tea or coffee.


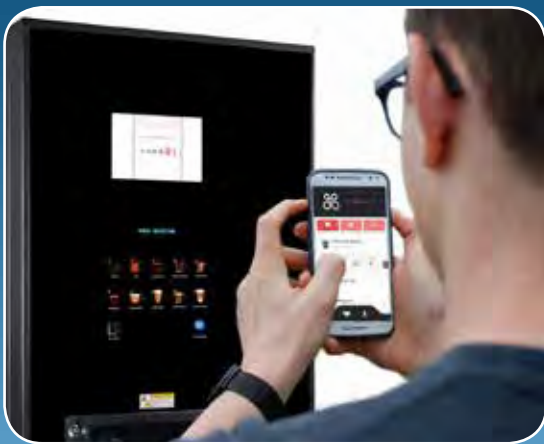
The wallpaper graphic system with LED backlighting allows the machine to be transformed for different environments. There are four standard wallpapers to choose – Coffee Coffee, Warm Espresso, Cool Mono or iconic. The panel can also be customised.

NEO is available in seven different specifications (instant, SFB, DFB, TFB, B2C, Espresso and Espresso Barista)

The option of a new media screen provides an alternative to the wallpaper graphic; this enhances the consumer experience with video & image display (update content via USB). Furthermore, The Button Barista App kit allows you to fully customise your drink, place your order from your smart phone and save the recipe for next time.

The consumer experience is further enhanced with a large open serving area which is LED backlit*, displaying the drink when it is prepared.

**cost option*



Quick Code Facility

Once perfected the selection process can be enhanced by using the Neo Quick Code facility. This provides the user with a unique code for their optimum beverage which can be entered using the quick code function.

**QUICK
CODE**



- **Easybrew® technology** – providing perfect coffee and fresh leaf tea
- **Wallpaper graphic system** – transform NEO with a range of wallpapers to compliment any environment
- **I-Detect system** – The I-Detect system ensures that a cup is dispensed every time or your money back! I-Detect also allows you to place your own cup which is automatically detected
- **Large open LED lit* serving area** – Enhances the user experience providing full view of your perfect beverage with LED lighting
- **Jug facility** – Provides freshly prepared coffee and tea for those all-important meetings
- **Cup choice** – Neo is available to dispense different cup types and sizes, plastic, paper and even 12oz take away style paper cups
- **Payment solutions** – Neo is equipped to support various payment technologies including coins and cashless
- **Milk Microfoam** – Improved milk microfoam gives the perfect appearance and foamy 'mouth feel'

* cost option

Neo Environmental Benefits

The Neo beverage machine incorporates the most advanced energy saving mode available, saving up to 30% in energy consumption.

Most systems rely on the machine having a specific time period set to enter a shutdown or economy mode. The Neo has inbuilt learning technology which monitors usage and automatically alters the shutdown or economy mode time periods.

Energy Learn® Uses the selection system to detect usage

Energy I-Detect® An advanced movement sensor detects a user on approach to the machine

- First machine manufacturer to have machine independently tested to the EVA-EMP standard;
 - Consumes just 86 watt hours / hr
 - 90% of the Neo hot beverage machine is recyclable at the end of life
 - Paperless brewing system, no paper waste
 - Cup sensor allows use of own cup reducing plastic and paper cup usage





Neo Snack & Drinks Machines



Shown in Neo ebony gloss finish

Palma H

Available in the four configurations detailed below the Palma H has a specification to suit all requirements.

Supplied in a dual zone format the Palma H is able to dispense cold drinks as well as a range of sandwich and food products*.

Palma B

Offering complete flexibility the Palma B can dispense chilled cans and bottles at the single press of a button.

A+ ENERGY RATED



LED LIGHTING



I-DETECT
GUARANTEED VEND



INOX PRICING
SYSTEM



GLO SHELF
DIVIDERS



CONFIGURATIONS

Palma H70ST

Shelf A	10	10	10	Crisp		
Shelf B	10	10	10	Crisp		
Shelf C	10	10	10	Crisp		
Shelf D	10	10	10	Crisp		
Shelf E	19	15	15	15	11	Candy
Shelf F	19	15	15	15	11	Candy

Palma H70DT

Shelf A	10	10	10	Crisp		
Shelf B	10	10	10	Crisp		
Shelf C	19	15	15	15	11	Candy
Shelf D	19	15	15	15	11	Candy
Shelf E	DUAL TEMPERATURE					Bottles 0.50
Shelf F	5	5	5	5	5	Cans 0.33

Palma H87ST

Shelf A	10	10	10	10	Crisp		
Shelf B	10	10	10	10	Crisp		
Shelf C	10	10	10	10	Crisp		
Shelf D	19	19	15	15	15	11	Candy
Shelf E	19	19	15	15	15	11	Candy
Shelf F	19	19	15	15	15	11	Candy

Palma H87DT

Shelf A	10	10	10	10	Crisp		
Shelf B	10	10	10	10	Crisp		
Shelf C	19	19	15	15	15	11	Candy
Shelf D	19	19	15	15	15	11	Candy
Shelf E	DUAL TEMPERATURE					Bottles 0.50	
Shelf F	5	5	5	5	5	Cans 0.33	

Palma B5

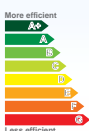
0	0	0	0	0	0
3	3	3	3	3	3
3	3	3	3	3	3
3	3	3	3	3	3
3	3	3	3	3	3
3	3	3	3	3	3
Capacity	Capacity	Capacity	Capacity	Capacity	Capacity
60	60	60	60	60	60
2 Deep	2 Deep	2 Deep	2 Deep	2 Deep	2 Deep
Total Cans 300					

Palma B6

0	0	0	0	0	0
3	3	3	3	3	3
3	3	3	3	3	3
3	3	3	3	3	3
3	3	3	3	3	3
3	3	3	3	3	3
Capacity	Capacity	Capacity	Capacity	Capacity	Capacity
108	108	108	108	27	54
4 Deep	4 Deep	4 Deep	4 Deep	1 Deep	2 Deep
Total Cans 513					

*special configurations available on request

Bottle configurations also available



- GREEN CREDENTIALS**
- A+ Energy rated
 - LED low energy lighting
 - Super insulation properties

Specification

	SFBT	Instant	DFB	TFB	BTC	ESP	BARISTA
HOT							
Fresh Bean to Cup Coffee					✓	✓	✓
Fresh Ground Coffee 1			✓	✓			
Fresh Ground Coffee 2				✓			
Fresh Leaf Tea	✓		✓	✓	✓	✓	✓
Decaff or Regular Instant Coffee			✓	✓	✓	✓	✓
			OR	OR	OR	OR	OR
Soup	✓	✓	✓	✓	✓	✓	✓
Instant Coffee 1	✓	✓					
Instant Coffee 2 (Decaff)	✓	✓					
Tea - Instant		✓					
Cappuccino - Instant Coffee	✓	✓	☆	☆	☆	☆	☆
Cappuccino - Coffee Ground 1			✓	✓			
Cappuccino - Bean To Cup					✓	✓	✓
Espresso - Instant Coffee	✓	✓	☆	☆	☆	✓	✓
Espresso - Ground Coffee 1			✓	✓			
Espresso - Ground Coffee 2			☆	✓			
Espresso - Bean To Cup					✓	✓	✓
Caffe Latte - Instant Coffee	✓	✓	☆	☆	☆	☆	☆
Caffe Latte - Ground Coffee 1			✓	✓			
Caffe Latte - Bean To Cup					✓	✓	✓
Caffe Mocha - Instant Coffee	✓	✓	☆	☆	☆	☆	☆
Caffe Mocha - Ground Coffee 1			✓	✓			

SFBT Instant DFB TFB BTC ESP BARISTA

HOT							
Caffe Mocha - Bean To Cup					✓	✓	✓
Chocolate	✓	✓	✓	✓	✓	✓	✓
Chocomilk	✓	✓	✓	✓	✓	✓	✓
Espresschoc - Instant	✓	✓	☆	☆	☆	☆	☆
Espresschoc - Ground Coffee 1			✓	✓			
Espresschoc - Bean To Cup					✓	✓	✓
Hot Water	✓	✓	✓	✓	✓	✓	✓
Cup Only	☆	☆	☆	☆	☆	☆	☆

CHILLED STILL

Chilled Water	▲	▲	▲	▲	▲	▲	▲
Syrup 1 Still	▲	▲	▲	▲	▲	▲	▲
Syrup 2 Still	▲	▲	▲	▲	▲	▲	▲

CHILLED CARBONATED

Carbonated Water	▲	▲	▲	▲	▲	▲	▲
Syrup 1 Carbonated	▲	▲	▲	▲	▲	▲	▲
Syrup 2 Carbonated	▲	▲	▲	▲	▲	▲	▲

KEY

- ☆ An alternative drink selection
- ▲ Additional cost option

Decaff Drinks – Selecting this option will take you to the Decaff menu offering Decaff Coffee and Decaff specialty drinks.

Dimensions

Model	Neo	Palma H70	Palma H87	Palma B5	Palma B6
Height (mm)	1830	1830	1830	1830	1830
Depth (mm)	710	865	875	620	882
Width (mm)	698	723	888	725	889
Weight (Kg)	140	270	340	227	340

Electrical

Voltage - 230Vac, 13A Single Phase · Frequency - 50Hz

Water

Pressure - min .1 MPa (1 Bar) max, .8 MPa (8 Bar) · Supply - 15mm mains supply from rising main terminating in stop cock · Filtration - Industry standard - taste, odour & scale reduction**

Capacity

Cups	550				
Selection \ Capacity		ST		ST	
		Snack 12\120, Confectionery 12\180 Total 24\300		Snack 12\120, Confectionery 24\360 Total 36\480	
		DT		DT	
		Snack 6\60, Confectionery 12\180 Can 6\30, Bottle 6\30 Total 30\300		Snack 8\80, Confectionery 16\240 Can 8\40, Bottle 8\40 Total 40\400	

5 selections with maximum of 60 cans per selection or 30 bottles per selection

6 selections - 4 with maximum of 108 cans per selection or 54 bottles. 1 selection with 54 cans or 27 bottles. 1 selection with 27 cans only.

Other

Payment system MDB - industry standard cash & cashless systems, Euro ready. Coffetek recommend and supply the Coges range of payment solutions**

**Cost Option

Canister Capacities	Instant Coffee		Fresh Coffee		Coffee Beans		Leaf Tea		Milk Powder	
	Capacity(g)	Cups	Capacity(g)	Cups	Capacity(g)	Cups	Capacity(g)	Cups	Capacity(g)	Cups
Neo SFBT	1000	625					1800	720	5300	1325
Neo Instant	1000	625							5300	1325
Neo DFB			1400	175			1800	720	2700	675
Neo TFB			1400	175			1800	720	2700	675
Neo BTC					3000	175	1800	720	2700	675
Neo Espresso					1880	235	1800	720	2700	675
Neo Esp. Barista					1880	134	1800	720	2700	675
	Milk Granules		Chocolate		Sugar		Soup			
	Capacity(g)	Cups	Capacity(g)	Cups	Capacity(g)	Cups	Capacity(g)	Cups		
Neo SFBT	2500	625	5300	265	3500	583	2250	188		
Neo Instant	1300	325	5300	135	3500	583	2250	188		
Neo DFB	1300	325	2700	135	3500	583	2250	188		
Neo TFB	1300	325	2700	135	3500	583	2250	188		
Neo BTC	1300	325	2700	135	3500	583	2250	188		
Neo Espresso	2700	675	2700	135	3500	583	2250	187		
Neo Esp. Barista	2700	675	2700	135	3500	583	2250	187		



Coffetek recommend and supply the Brita range of water filters



AZKOYEN
GROUP

Coffetek, Unit 1 & 2, Portishead Business Park, Old Mill Road, Portishead, Bristol BS20 7BX, England.

Tel: +44 (0)1275 844471 Fax: +44 (0)1275 844531 E-mail: sales@coffetek.co.uk Web: www.coffetek.co.uk

Coffetek pursues a policy of continuing improvement in design and performance of its products. The right is therefore reserved to vary specifications without notice. Colour reproduction is as accurate as possible within the limitations of the printing process.

CE This equipment complies and is marked in accordance with the legislative requirements of the European Community.